

The Value of Agriculture at County Level – IFA Estimate

Introduction and Overview

Agriculture is Ireland's largest indigenous sector, with over 300,000 people employed directly or indirectly in the agri-food industry. Agriculture continues to contribute to the economic recovery, through growth in agri-food exports and employment. Agri-food exports reached a record high of almost €11b in 2015. Agriculture supports economic activity all across the country and will be critical to the achievement of a regionally balanced economic recovery.

The accompanying document provides an update to the research conducted by the IFA Economics unit since 2012 on the value of agriculture to the economy at county level. Each county-level information sheet identifies the numbers that are engaged in agriculture by county, the type of agriculture they are engaged in and the value of the farmgate output that this agricultural activity creates.

It also provides the level of farm forestry cover and the volume of output from this sector, and identifies the numbers employed in aquaculture and the value of aquaculture output produced.

A breakdown of the main Direct Payments that are received in each county is provided and the Farm Income that is generated from the agricultural output. The export value of this output is also identified.

In addition, the food and drink processing jobs that are supported by the agricultural output of each county are estimated, with the regional location of these jobs identified. The document clearly shows the dispersion of employment in agriculture and the agri-food industry across the entire country.

The following information is provided for each county:

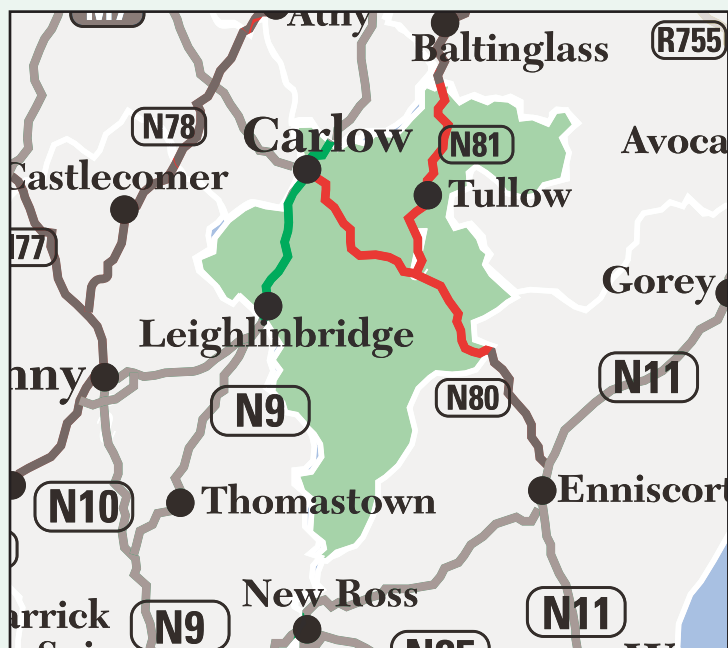
- Farm Structure – Number of farms, labour units, farm size and stock on farm
- Forestry – Land area under private forestry, and volume of private forestry output
- Aquaculture – Numbers employed and value of output produced
- Farm Income and Direct Payments
- Value of Agricultural Output and Exports
- Food and Drink processing jobs

All data sources and an explanation of the methodology for estimating some indicators are provided in the accompanying document, Data Sources and Methodology for estimates. All estimates are based on published data sources, where county-level data was not available.

IFA Economics Unit, September 2016

Importance of Farming and the Agri-food Industry

CARLOW



Farm Structure

- Number of Farms – 1,806
- Average Farm Size – 39.4 ha
- Land area farmed – 71,142 ha
- Numbers employed at farm level (FTE) – 2,353
- Stock on farm
 - Number of dairy cows – 11,791
 - Number of other (beef) cows – 17,254
 - Number of ewes – 81,520
 - Number of sows – 3,351
 - Land area under tillage – 16,785 ha
 - Land area under other crops, fruit & horticulture – 3,450 ha
 - Number of poultry – 4,090

Forestry

- Land area under private forestry – 2,503 ha
- Output from private forestry – 3,937 m³

Farm Income and Direct Payments

- Farm Income – €32.6m
- Direct Payments
 - Basic Payment - €23.6m
 - ANCs – €1.5m
 - BDGP - €0.6m
 - Agri-environment payments - €1.2m
 - Forestry Premium – €0.5m

Value of Output and Exports

- Value of Agricultural Output - €128m
- Value of Agricultural Exports arising from the agricultural output in county - €188m

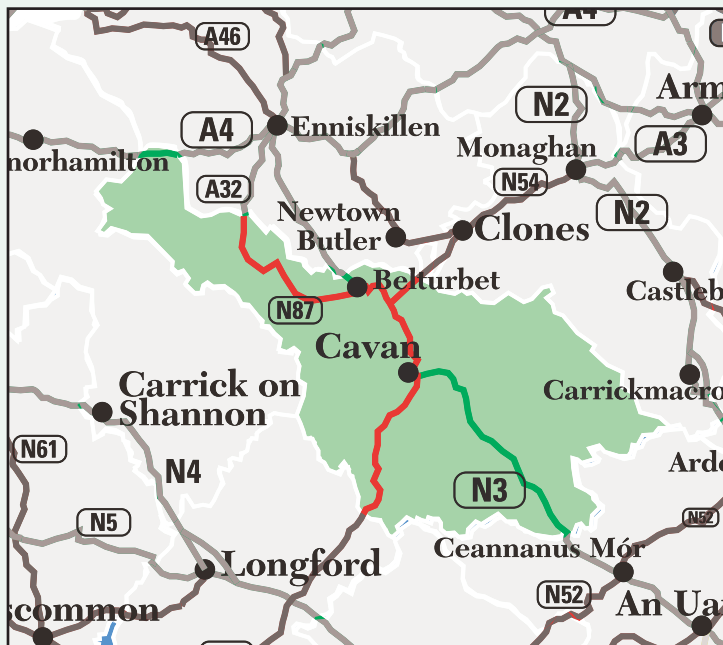
Agri-Industry Employment

- Agriculture in Carlow supports thousands of jobs in the rural economy, both directly in food & drink processing and also in the wider agri-industry, including input suppliers, agricultural contractors, jobs in auctioneering, transport and engineering and in accountancy, legal, veterinary and other advisory services.
- Number of food and drink processing jobs supported by agricultural output of county – 902
- Number of food and drink processing jobs based in the local region (South East Region – Carlow, Kilkenny, South Tipperary, Waterford, Wexford) – 8,164

Data sources and methodology for estimating figures available at www.ifa.ie/economics

Importance of Farming and the Agri-food Industry

CAVAN



Farm Structure

- Number of Farms – 5,258
- Average Farm Size – 25.8 ha
- Land area farmed – 135,703 ha
- Numbers employed at farm level (FTE) – 6,109
- Stock on farm
 - Number of dairy cows – 32,464
 - Number of other (beef) cows – 48,537
 - Number of ewes – 37,013
 - Number of sows – 31,845
 - Number of poultry – 1,008,137

Forestry

- Land area under private forestry – 10,555 ha
- Output from private forestry – 16,603 m³

Farm Income and Direct Payments

- Farm Income – €94.5m
- Direct Payments
 - Basic Payment - €34.5m
 - ANC's – €9.4m
 - BDGP - €1.7m
 - Agri-environment payments - €4.2m
 - Forestry Premium – €2.29m

Value of Output and Exports

- Value of Agricultural Output - €299m
- Value of Agricultural Exports arising from the agricultural output in county - €438m

Agri-Industry Employment

- Agriculture in Cavan supports thousands of jobs in the rural economy, both directly in food & drink processing and also in the wider agri-industry, including input suppliers, agricultural contractors, jobs in auctioneering, transport and engineering and in accountancy, legal, veterinary and other advisory services.
- Number of food and drink processing jobs supported by agricultural output of county – 2,106
- Number of food and drink processing jobs based in the local region (Border Region – Donegal, Cavan, Monaghan, Sligo, Leitrim, Louth) – 8,231

Importance of Farming and the Agri-food Industry

CLARE



Farm Structure

- Number of Farms – 6,491
- Average Farm Size – 32.5 ha
- Land area farmed – 211,016 ha
- Numbers employed at farm level (FTE) – 7,854
- Numbers employed in aquaculture (FTE) - 37
- Stock on farm
 - Number of dairy cows – 27,959
 - Number of other (beef) cows – 76,407
 - Number of ewes – 15,323
 - Number of sows – 1,052
 - Land area under tillage – 69 ha
 - Number of poultry – 5,321

Forestry

- Land area under private forestry – 30,533 ha
- Output from private forestry – 48,030 m³

Farm Income and Direct Payments

- Farm Income – €78 m
- Direct Payments
 - Basic Payment - €46m
 - ANC's – €13m
 - BDGP - €3 m
 - Agri-environment payments - €8.5m
 - Forestry Premium – €5.6m

Value of Output and Exports

- Value of Agricultural Output - €204 m
 - Value of Aquaculture Output - €0.8m
 - Value of Agricultural Exports arising from the agricultural output in county - €299m

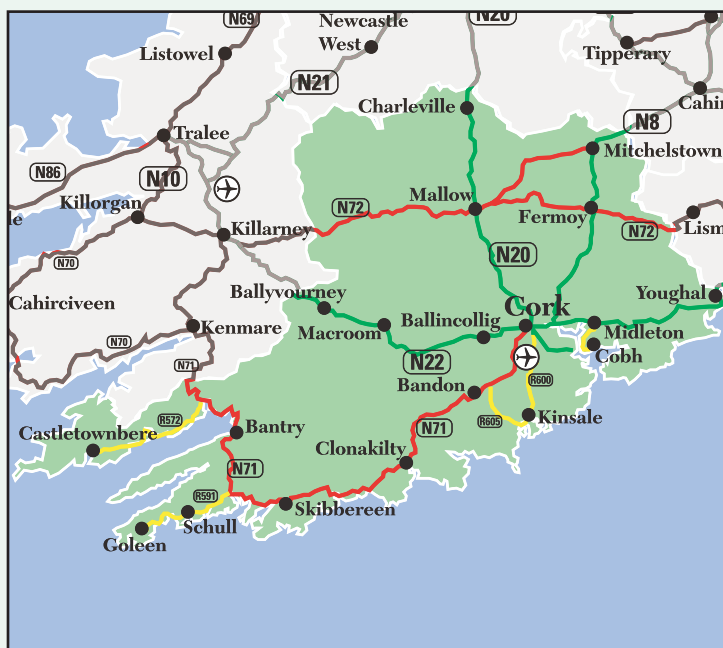
Agri-Industry Employment

- Agriculture in Clare supports thousands of jobs in the rural economy, both directly in food & drink processing and also in the wider agri-industry, including input suppliers, agricultural contractors, jobs in auctioneering, transport and engineering and in accountancy, legal, veterinary and other advisory services.
- Number of food and drink processing jobs supported by agricultural output of county – 1,436
- Number of food and drink processing jobs based in the local region (Mid-West – Clare, North Tipperary, Limerick) – 4,524

Data sources and methodology for estimating figures available at www.ifa.ie/economics

Importance of Farming and the Agri-food Industry

CORK



Farm Structure

- Number of Farms – 14,201
- Average Farm Size – 37.8 ha
- Land area farmed – 536,609 ha
- Numbers employed at farm level (FTE) – 18,454
- Numbers employed in aquaculture (FTE) - 274
- Stock on farm
 - Number of dairy cows – 304,636
 - Number of other (beef) cows – 91,281
 - Number of ewes – 128,310
 - Number of sows – 26,176
 - Land area under tillage – 43,864 ha
 - Land area under other crops, fruit & horticulture – 14,000 ha
 - Number of poultry – 955,272

Forestry

- Land area under private forestry – 44,017 ha
- Output from private forestry – 69,241 m³

Farm Income and Direct Payments

- Farm Income – €493 m
- Direct Payments
 - Basic Payment - €159m
 - ANC's – €15.5m
 - BDGP - €2.2m
 - Agri-environment payments - €9m
 - Forestry Premium – €9m

Value of Output and Exports

- Value of Agricultural Output - €1,210m
- Value of Aquaculture Output - €30.9m
- Value of Agricultural Exports arising from the agricultural output in county - €1,771m

Agri-Industry Employment

- Agriculture in Cork supports thousands of jobs in the rural economy, both directly in food & drink processing and also in the wider agri-industry, including input suppliers, agricultural contractors, jobs in auctioneering, transport and engineering and in accountancy, legal, veterinary and other advisory services.
- Number of food and drink processing jobs supported by agricultural output of county – 8,518
- Number of food and drink processing jobs based in the local region (South West – Cork, Kerry) – 9,353

Data sources and methodology for estimating figures available at www.ifa.ie/economics

Importance of Farming and the Agri-food Industry DONEGAL



Farm Structure

- Number of Farms – 9,198
- Average Farm Size – 27.3 ha
- Land area farmed – 25,0879 ha
- Numbers employed at farm level (FTE) – 9,146
- Numbers employed in aquaculture (FTE) - 468
- Stock on farm
 - Number of dairy cows – 16,377
 - Number of other (beef) cows – 46,616
 - Number of ewes – 321,108
 - Number of sows – 2,923
 - Land area under tillage – 6,420 ha
 - Number of poultry – 26,607

Forestry

- Land area under private forestry – 22,910 ha
- Output from private forestry – 36,038 m³

Farm Income and Direct Payments

- Farm Income – €65.4m
- Direct Payments
 - Basic Payment - €52m
 - ANC's – €18.2m
 - BDGP - €1.4m
 - Agri-environment payments - €20m
 - Forestry Premium – €3.04m

Value of Output and Exports

- Value of Agricultural Output - €207m
- Value of Aquaculture Output - €29m
- Value of Agricultural Exports arising from the agricultural output in county - €303m

Agri-Industry Employment

- Agriculture in Donegal supports thousands of jobs in the rural economy, both directly in food & drink processing and also in the wider agri-industry, including input suppliers, agricultural contractors, jobs in auctioneering, transport and engineering and in accountancy, legal, veterinary and other advisory services.
- Number of food and drink processing jobs supported by agricultural output of county – 1,457
- Number of food and drink processing jobs based in the local region (Border Region – Donegal, Cavan, Monaghan, Sligo, Leitrim, Louth) – 8,231

Data sources and methodology for estimating figures available at www.ifa.ie/economics

Importance of Farming and the Agri-food Industry

DUBLIN



Farm Structure

- Number of Farms – 810
- Average Farm Size – 47.6 ha
- Land area farmed – 38,576 ha
- Numbers employed at farm level (FTE) – 1,190
- Stock on farm
 - Number of dairy cows – 2,872
 - Number of other (beef) cows – 4,369
 - Number of ewes – 20,002
 - Land area under tillage – 12,578 ha
 - Land area under other crops, fruit & horticulture – 6,500 ha
 - Number of poultry – 11,563

Forestry

- Land area under private forestry – 1,912 ha
- Output from private forestry – 3,008 m³

Farm Income and Direct Payments

- Farm Income – €45.9m
- Direct Payments
 - Basic Payment - €8.8m
 - ANCs/BDGP/Agri-environment payments - €1m
 - Forestry Premium – €0.1m

Value of Output and Exports

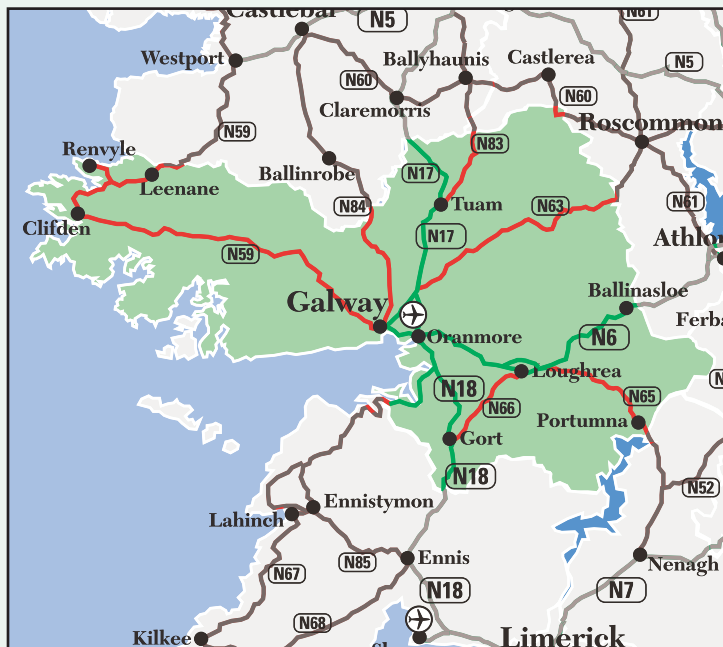
- Value of Agricultural Output - €140m
- Value of Agricultural Exports arising from the agricultural output in county - €205m

Agri-Industry Employment

- Agriculture in Dublin supports thousands of jobs in the rural economy, both directly in food & drink processing and also in the wider agri-industry, including input suppliers, agricultural contractors, jobs in auctioneering, transport and engineering and in accountancy, legal, veterinary and other advisory services.
- Number of food and drink processing jobs supported by agricultural output of county – 985
- Number of food and drink processing jobs based in the local region – 8,342

Importance of Farming and the Agri-food Industry

GALWAY



Farm Structure

- Number of Farms – 13,355
- Average Farm Size – 25.6 ha
- Land area farmed – 341,777 ha
- Numbers employed at farm level (FTE) – 14,905
- Numbers employed in aquaculture (FTE) - 237
- Stock on farm
 - Number of dairy cows – 27,383
 - Number of other (beef) cows – 109,652
 - Number of ewes – 280,719
 - Number of sows – 513
 - Land area under tillage – 4,260 ha
 - Land area under other crops, fruit & horticulture – 2,900 ha
 - Number of poultry – 34,658

Forestry

- Land area under private forestry – 20,759 ha
- Output from private forestry – 32,655 m³

Farm Income and Direct Payments

- Farm Income – €165m
- Direct Payments
 - Basic Payment - €80m
 - ANCs – €24m
 - BDGP - €3.6m
 - Agri-environment payments - €20m
 - Forestry Premium – €3.6m

Value of Output and Exports

- Value of Agricultural Output - €329m
- Value of Aquaculture Output - €42 m
- Value of Agricultural Exports arising from the agricultural output in county - €481m

Agri-Industry Employment

- Agriculture in Galway supports thousands of jobs in the rural economy, both directly in food & drink processing and also in the wider agri-industry, including input suppliers, agricultural contractors, jobs in auctioneering, transport and engineering and in accountancy, legal, veterinary and other advisory services.
- Number of food and drink processing jobs supported by agricultural output of county – 2,314
- Number of food and drink processing jobs based in the local region (West – Galway, Mayo, Roscommon) – 3,819

Data sources and methodology for estimating figures available at www.ifa.ie/economics

Importance of Farming and the Agri-food Industry

KERRY



Farm Structure

- Number of Farms – 8,399
- Average Farm Size – 33.7 ha
- Land area farmed – 283,238 ha
- Numbers employed at farm level (FTE) – 9,746
- Numbers employed in aquaculture (FTE) - 361
- Stock on farm
 - Number of dairy cows – 90,564
 - Number of other (beef) cows – 47,619
 - Number of ewes – 236,090
 - Number of sows – 3,024
 - Land area under tillage – 1,836 ha
 - Number of poultry – 28,428

Forestry

- Land area under private forestry – 38,822 ha
- Output from private forestry – 61,068 m³

Farm Income and Direct Payments

- Farm Income – €157m
- Direct Payments
 - Basic Payment - €61m
 - ANCs – €17.2m
 - BDGP - €1.5m
 - Agri-environment payments - €10m
 - Forestry Premium – €6.6m

Value of Output and Exports

- Value of Agricultural Output - €385m
- Value of Aquaculture Output - €5.6m
- Value of Agricultural Exports arising from the agricultural output in county - €564m

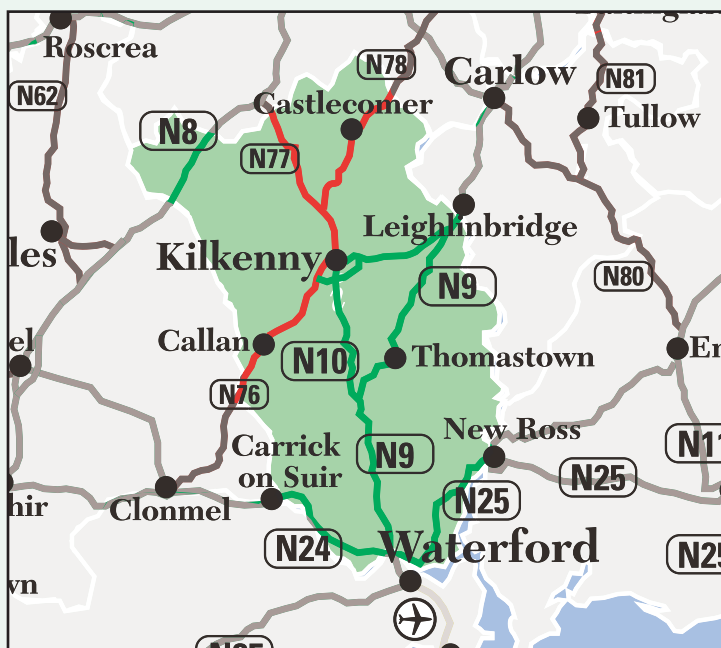
Agri-Industry Employment

- Agriculture in Kerry supports thousands of jobs in the rural economy, both directly in food & drink processing and also in the wider agri-industry, including input suppliers, agricultural contractors, jobs in auctioneering, transport and engineering and in accountancy, legal, veterinary and other advisory services.
- Number of food and drink processing jobs supported by agricultural output of county – 2,711
- Number of food and drink processing jobs based in the local region (South West – Cork, Kerry) – 9,353

Data sources and methodology for estimating figures available at www.ifa.ie/economics

Importance of Farming and the Agri-food Industry

KILKENNY



Farm Structure

- Number of Farms – 3,746
- Average Farm Size – 44.3ha
- Land area farmed – 165,977 ha
- Numbers employed at farm level (FTE) – 5,244
- Stock on farm
 - Number of dairy cows – 65,226
 - Number of other (beef) cows – 41,273
 - Number of ewes – 54,332
 - Number of sows – 4,745
 - Land area under tillage – 17,305 ha
 - Land area under other crops, fruit & horticulture – 3,900 ha
 - Number of poultry – 6,982

Forestry

- Land area under private forestry – 11,479 ha
- Output from private forestry – 18,057 m³

Farm Income and Direct Payments

- Farm Income – €84.5m
- Direct Payments
 - Basic Payment - €51.2m
 - ANC's – €3.5m
 - BDGP - €1.1m
 - Agri-environment payments - €3m
 - Forestry Premium – €3.3m

Value of Output and Exports

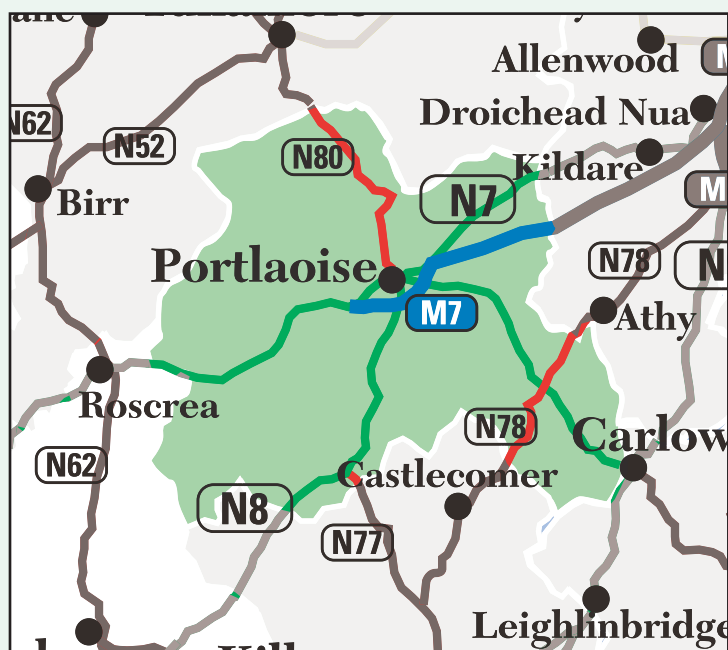
- Value of Agricultural Output - €332.5m
- Value of Aquaculture Output - €0.7m
- Value of Agricultural Exports arising from the agricultural output in county - €487m

Agri-Industry Employment

- Agriculture in Kilkenny supports thousands of jobs in the rural economy, both directly in food & drink processing and also in the wider agri-industry, including input suppliers, agricultural contractors, jobs in auctioneering, transport and engineering and in accountancy, legal, veterinary and other advisory services.
- Number of food and drink processing jobs supported by agricultural output of county – 2,339
- Number of food and drink processing jobs based in the local region (South East Region – Carlow, Kilkenny, South Tipperary, Waterford, Wexford) – 8,164

Importance of Farming and the Agri-food Industry

LAOIS



Farm Structure

- Number of Farms – 3,329
- Average Farm Size – 37 ha
- Land area farmed – 123,174 ha
- Numbers employed at farm level (FTE) – 4,207
- Stock on farm
 - Number of dairy cows – 30,686
 - Number of other (beef) cows – 37,901
 - Number of ewes – 31,804
 - Number of sows – 3,904
 - Land area under tillage – 16,920 ha
 - Land area under other crops, fruit & horticulture – 3,150 ha
 - Number of poultry – 22,816

Forestry

- Land area under private forestry – 9,860 ha
- Output from private forestry – 15,511 m³

Farm Income and Direct Payments

- Farm Income – €42m
- Direct Payments
 - Basic Payment - €38.4m
 - ANCs – €3.2m
 - BDGP - €1.2m
 - Agri-environment payments - €2m
 - Forestry Premium – €2.4m

Value of Output and Exports

- Value of Agricultural Output - €215m
- Value of Agricultural Exports arising from the agricultural output in county - €315m

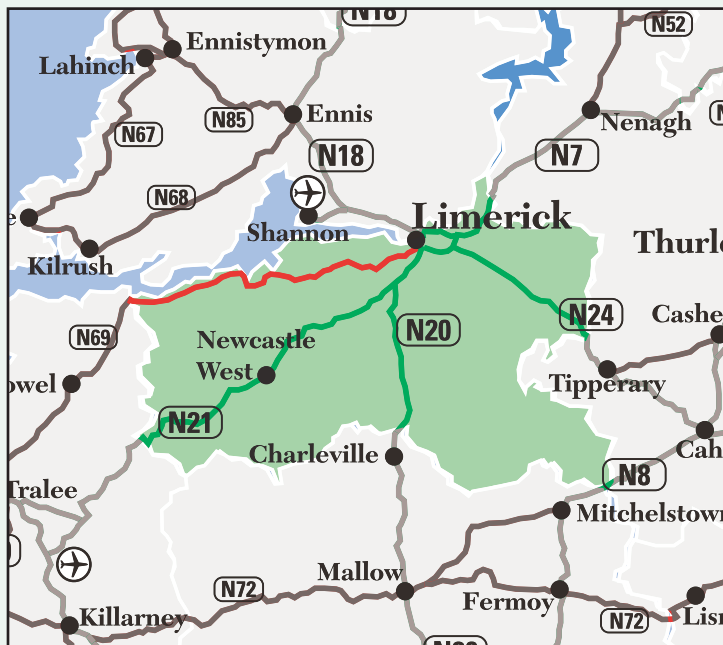
Agri-Industry Employment

- Agriculture in Laois supports thousands of jobs in the rural economy, both directly in food & drink processing and also in the wider agri-industry, including input suppliers, agricultural contractors, jobs in auctioneering, transport and engineering and in accountancy, legal, veterinary and other advisory services.
- Number of food and drink processing jobs supported by agricultural output of county – 1,512
- Number of food and drink processing jobs based in the local region (Midlands – Laois, Longford, Offaly, Westmeath) – 4,091

Data sources and methodology for estimating figures available at www.ifa.ie/economics

Importance of Farming and the Agri-food Industry

LIMERICK



Farm Structure

- Number of Farms – 5,937
- Average Farm Size – 34.4 ha
- Land area farmed – 204,256 ha
- Numbers employed at farm level (FTE) – 7,270
- Stock on farm
 - Number of dairy cows – 94,066
 - Number of other (beef) cows – 44,214
 - Number of ewes – 12,952
 - Number of sows – 4,572
 - Land area under other crops, fruit & horticulture – 1,270 ha
 - Number of poultry – 1,319,109

Forestry

- Land area under private forestry – 16,471 ha
- Output from private forestry – 25,909 m³

Farm Income and Direct Payments

- Farm Income – €158m
- Direct Payments
 - Basic Payment - €49m
 - ANC's – €5.4m
 - BDGP - €1.1m
 - Agri-environment payments - €4.5m
 - Forestry Premium – €4.5m

Value of Output and Exports

- Value of Agricultural Output - €413m
- Value of Agricultural Exports arising from the agricultural output in county - €605m

Agri-Industry Employment

- Agriculture in Limerick supports thousands of jobs in the rural economy, both directly in food & drink processing and also in the wider agri-industry, including input suppliers, agricultural contractors, jobs in auctioneering, transport and engineering and in accountancy, legal, veterinary and other advisory services.
- Number of food and drink processing jobs supported by agricultural output of county – 2,909
- Number of food and drink processing jobs based in the local region (Mid-West – Clare, North Tipperary, Limerick) – 4,524

Data sources and methodology for estimating figures available at www.ifa.ie/economics

Importance of Farming and the Agri-food Industry

LONGFORD



Farm Structure

- Number of Farms – 2,614
- Average Farm Size – 28 ha
- Land area farmed – 73,203 ha
- Numbers employed at farm level (FTE) – 3,020
- Stock on farm
 - Number of dairy cows – 8,143
 - Number of other (beef) cows – 29,115
 - Number of ewes – 22,029
 - Number of sows – 4,764
 - Number of poultry – 26,357

Forestry

- Land area under private forestry – 6,603 ha
- Output from private forestry – 10,387 m³

Farm Income and Direct Payments

- Farm Income – €18.6m
- Direct Payments
 - Basic Payment - €19m
 - ANCs – €4.6m
 - BDGP - €1m
 - Agri-environment payments - €2m
 - Forestry Premium – €1.8m

Value of Output and Exports

- Value of Agricultural Output - €95m
- Value of Agricultural Exports arising from the agricultural output in county - €139m

Agri-Industry Employment

- Agriculture in Longford supports thousands of jobs in the rural economy, both directly in food & drink processing and also in the wider agri-industry, including input suppliers, agricultural contractors, jobs in auctioneering, transport and engineering and in accountancy, legal, veterinary and other advisory services.
- Number of food and drink processing jobs supported by agricultural output of county – 669
- Number of food and drink processing jobs based in the local region (Midlands – Laois, Longford, Offaly, Westmeath) – 4,091

Importance of Farming and the Agri-food Industry

LOUTH



Farm Structure

- Number of Farms – 1,668
- Average Farm Size – 35.8 ha
- Land area farmed – 59,696 ha
- Numbers employed at farm level (FTE) – 1,957
- Numbers employed in aquaculture (FTE) - 63
- Stock on farm
 - Number of dairy cows – 12,646
 - Number of other (beef) cows – 13,024
 - Number of ewes – 37,643
 - Number of sows – 829
 - Land area under tillage – 17,128 ha
 - Land area under other crops, fruit & horticulture – 5,790 ha
 - Number of poultry – 230,402

Forestry

- Land area under private forestry – 2,094 ha
- Output from private forestry – 3,293 m³

Farm Income and Direct Payments

- Farm Income – €38.9m
- Direct Payments
 - Basic Payment - €19m
 - ANCs – €1.2m
 - BDGP - €0.4m
 - Agri-environment payments - €1m
 - Forestry Premium – €0.2m

Value of Output and Exports

- Value of Agricultural Output - €123m
- Value of Aquaculture Output - €2.9m
- Value of Agricultural Exports arising from the agricultural output in county - €180m

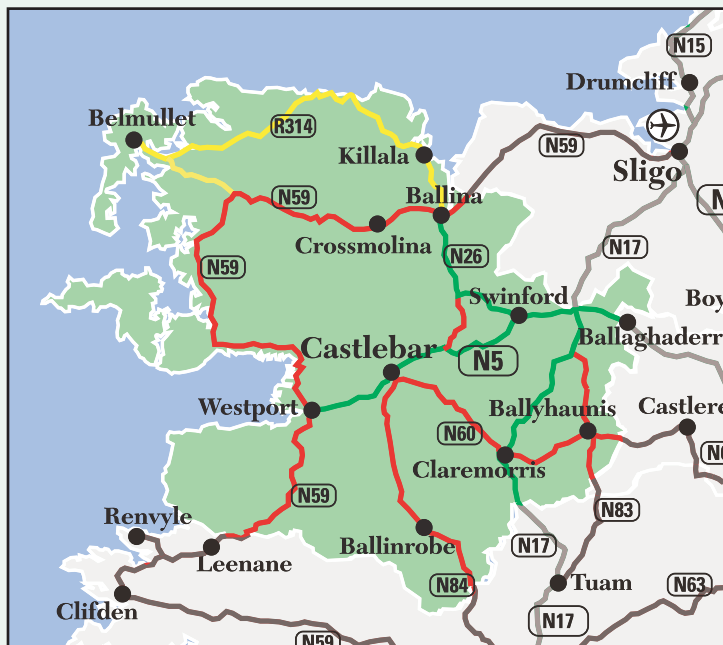
Agri-Industry Employment

- Agriculture in Louth supports thousands of jobs in the rural economy, both directly in food & drink processing and also in the wider agri-industry, including input suppliers, agricultural contractors, jobs in auctioneering, transport and engineering and in accountancy, legal, veterinary and other advisory services.
- Number of food and drink processing jobs supported by agricultural output of county – 868
- Number of food and drink processing jobs based in the local region (Border Region – Donegal, Cavan, Monaghan, Sligo, Leitrim, Louth) – 8,231

Data sources and methodology for estimating figures available at www.ifa.ie/economics

Importance of Farming and the Agri-food Industry

MAYO



Farm Structure

- Number of Farms – 12,374
- Average Farm Size – 22.2 ha
- Land area farmed – 274,953 ha
- Numbers employed at farm level (FTE) – 13,642
- Numbers employed in aquaculture (FTE) - 143
- Stock on farm
 - Number of dairy cows – 16,744
 - Number of other (beef) cows – 82,702
 - Number of ewes – 274,408
 - Number of sows – 1,545
 - Number of poultry – 117,857

Forestry

- Land area under private forestry – 25,123 ha
- Output from private forestry – 39,519 m³

Farm Income and Direct Payments

- Farm Income – €126.6m
- Direct Payments
 - Basic Payment - €65 m
 - ANC's – €23m
 - BDGP - €2.8m
 - Agri-environment payments - €22m
 - Forestry Premium – €3.65m

Value of Output and Exports

- Value of Agricultural Output - €252.4m
- Value of Aquaculture Output - €19m
- Value of Agricultural Exports arising from the agricultural output in county - €369m

Agri-Industry Employment

- Agriculture in Mayo supports thousands of jobs in the rural economy, both directly in food & drink processing and also in the wider agri-industry, including input suppliers, agricultural contractors, jobs in auctioneering, transport and engineering and in accountancy, legal, veterinary and other advisory services.
- Number of food and drink processing jobs supported by agricultural output of county – 1,776
- Number of food and drink processing jobs based in the local region (West – Galway, Mayo, Roscommon) – 3,819

Data sources and methodology for estimating figures available at www.ifa.ie/economics

Importance of Farming and the Agri-food Industry

MEATH



Farm Structure

- Number of Farms – 4,640
- Average Farm Size – 42 ha
- Land area farmed – 194,886 ha
- Numbers employed at farm level (FTE) – 5,781
- Stock on farm
 - Number of dairy cows – 46,310
 - Number of other (beef) cows – 44,017
 - Number of ewes – 102,899
 - Number of sows – 2,500
 - Land area under tillage – 31,201 ha
 - Land area under other crops, fruit & horticulture – 9,350 ha
 - Number of poultry – 228,508

Forestry

- Land area under private forestry – 6,349 ha
- Output from private forestry – 9,987 m³

Farm Income and Direct Payments

- Farm Income – €121m
- Direct Payments
 - Basic Payment - €52m
 - ANC's – €2.24m
 - BDGP - €1.1m
 - Agri-environment payments - €2m
 - Forestry Premium – €1.7m

Value of Output and Exports

- Value of Agricultural Output - €369m
- Value of Agricultural Exports arising from the agricultural output in county - €541m

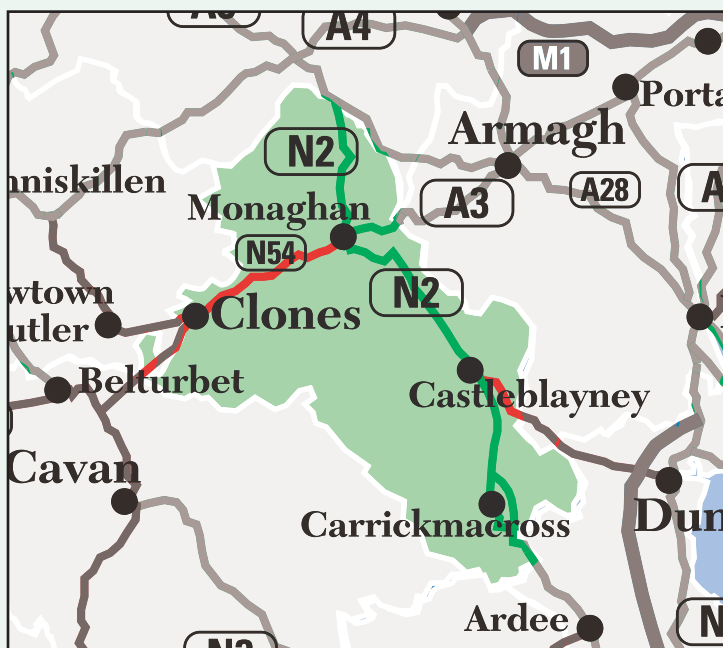
Agri-Industry Employment

- Agriculture in Meath supports thousands of jobs in the rural economy, both directly in food & drink processing and also in the wider agri-industry, including input suppliers, agricultural contractors, jobs in auctioneering, transport and engineering and in accountancy, legal, veterinary and other advisory services.
- Number of food and drink processing jobs supported by agricultural output of county – 2,599
- Number of food and drink processing jobs based in the local region (Mid-East Region – Kildare, Meath, Wicklow) – 5,526

Data sources and methodology for estimating figures available at www.ifa.ie/economics

Importance of Farming and the Agri-food Industry

MONAGHAN



Farm Structure

- Number of Farms – 4,544
- Average Farm Size – 22.8ha
- Land area farmed – 103,511 ha
- Numbers employed at farm level (FTE) – 5,304
- Stock on farm
 - Number of dairy cows – 32,065
 - Number of other (beef) cows – 34,936
 - Number of ewes – 23,181
 - Number of sows – 2,056
 - Land area under other crops, fruit & horticulture – 2,527 ha
 - Number of poultry – 5,372,176

Forestry

- Land area under private forestry – 3,674 ha
- Output from private forestry – 5,779 m³

Farm Income and Direct Payments

- Farm Income – €107.7m
- Direct Payments
 - Basic Payment - €28.6m
 - ANC's – €7.3m
 - BDGP - €1.2m
 - Agri-environment payments - €3m
 - Forestry Premium – €0.6m

Value of Output and Exports

- Value of Agricultural Output - €341m
- Value of Agricultural Exports arising from the agricultural output in county - €499m

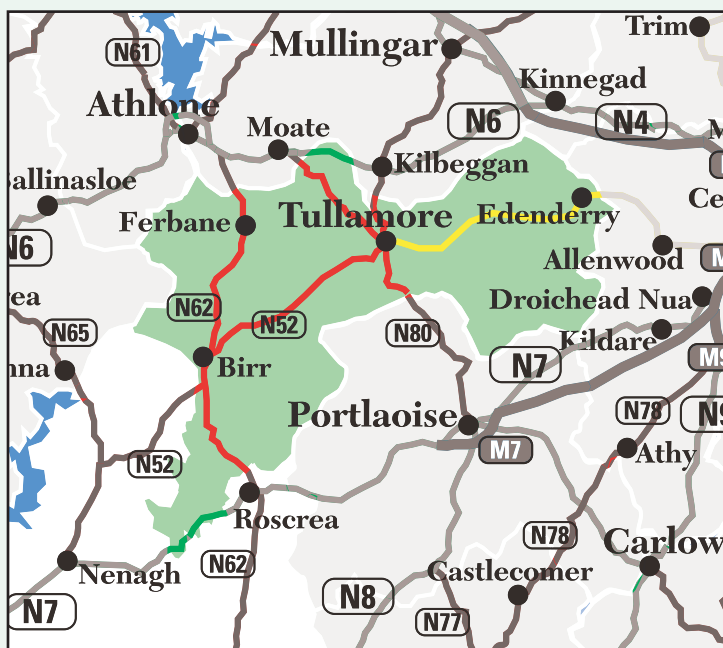
Agri-Industry Employment

- Agriculture in Monaghan supports thousands of jobs in the rural economy, both directly in food & drink processing and also in the wider agri-industry, including input suppliers, agricultural contractors, jobs in auctioneering, transport and engineering and in accountancy, legal, veterinary and other advisory services.
- Number of food and drink processing jobs supported by agricultural output of county – 2,400
- Number of food and drink processing jobs based in the local region (Border Region – Donegal, Cavan, Monaghan, Sligo, Leitrim, Louth) – 8,231

Data sources and methodology for estimating figures available at www.ifa.ie/economics

Importance of Farming and the Agri-food Industry

OFFALY



Farm Structure

- Number of Farms – 3,480
- Average Farm Size – 36.5 ha
- Land area farmed – 127,013 ha
- Numbers employed at farm level (FTE) – 4,345
- Stock on farm
 - Number of dairy cows – 22,875
 - Number of other (beef) cows – 36,403
 - Number of ewes – 49,534
 - Number of sows – 9,276
 - Land area under tillage – 10,379 ha
 - Land area under other crops, fruit & horticulture – 2,100 ha
 - Number of poultry – 5,135

Forestry

- Land area under private forestry – 12,237 ha
- Output from private forestry – 19,249 m³

Farm Income and Direct Payments

- Farm Income – €42.7m
- Direct Payments
 - Basic Payment - €35m
 - ANCs – €4.4m
 - BDGP - €1.1m
 - Agri-environment payments - €2.3m
 - Forestry Premium – €3m

Value of Output and Exports

- Value of Agricultural Output - €218.6m
- Value of Agricultural Exports arising from the agricultural output in county - €320m

Agri-Industry Employment

- Agriculture in Offaly supports thousands of jobs in the rural economy, both directly in food & drink processing and also in the wider agri-industry, including input suppliers, agricultural contractors, jobs in auctioneering, transport and engineering and in accountancy, legal, veterinary and other advisory services.
- Number of food and drink processing jobs supported by agricultural output of county – 1,538
- Number of food and drink processing jobs based in the local region (Midlands – Laois, Longford, Offaly, Westmeath) – 4,091

Importance of Farming and the Agri-food Industry

ROSCOMMON



Farm Structure

- Number of Farms – 6,271
- Average Farm Size – 26.9 ha
- Land area farmed – 168,565 ha
- Numbers employed at farm level (FTE) – 7,053
- Stock on farm
 - Number of dairy cows – 5,373
 - Number of other (beef) cows – 59,246
 - Number of ewes – 125,373
 - Number of sows – 1,941
 - Number of poultry – 18,386

Forestry

- Land area under private forestry – 14,699 ha
- Output from private forestry – 23,122 m³

Farm Income and Direct Payments

- Farm Income – €75.5m
- Direct Payments
 - Basic Payment - €40m
 - ANC's – €11.3m
 - BDGP - €2m
 - Agri-environment payments - €8m
 - Forestry Premium – €2.95m

Value of Output and Exports

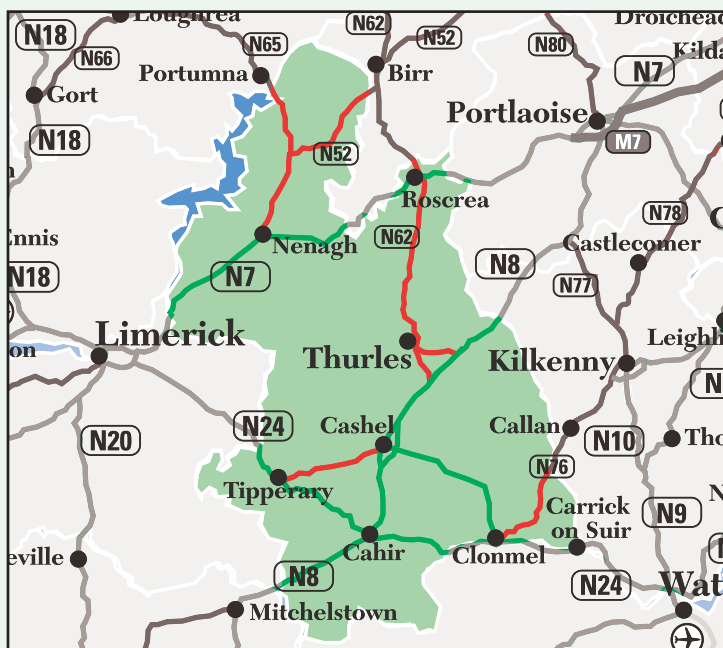
- Value of Agricultural Output - €151m
- Value of Agricultural Exports arising from the agricultural output in county - €220m

Agri-Industry Employment

- Agriculture in Roscommon supports thousands of jobs in the rural economy, both directly in food & drink processing and also in the wider agri-industry, including input suppliers, agricultural contractors, jobs in auctioneering, transport and engineering and in accountancy, legal, veterinary and other advisory services.
- Number of food and drink processing jobs supported by agricultural output of county – 1,060
- Number of food and drink processing jobs based in the local region (West – Galway, Mayo, Roscommon) – 3,819

Importance of Farming and the Agri-food Industry

TIPPERARY



Farm Structure

- Number of Farms – 7,714
- Average Farm Size – 40.5 ha
- Land area farmed – 312,364 ha
- Numbers employed at farm level (FTE) – 9,924
- Stock on farm
 - Number of dairy cows – 125,389
 - Number of other (beef) cows – 73,507
 - Number of ewes – 91,355
 - Number of sows – 12,370
 - Land area under tillage – 23,549 ha
 - Land area under other crops, fruit & horticulture – 4,300 ha
 - Number of poultry – 12,282

Forestry

- Land area under private forestry – 24,093 ha
- Output from private forestry – 37,899 m³

Farm Income and Direct Payments

- Farm Income – €194m
- Direct Payments
 - Basic Payment - €95m
 - ANC's – €9m
 - BDGP - €1.7m
 - Agri-environment payments - €6m
 - Forestry Premium – €6.4m

Value of Output and Exports

- Value of Agricultural Output - €626m
- Value of Aquaculture Output - €0.27m
- Value of Agricultural Exports arising from the agricultural output in county - €917m

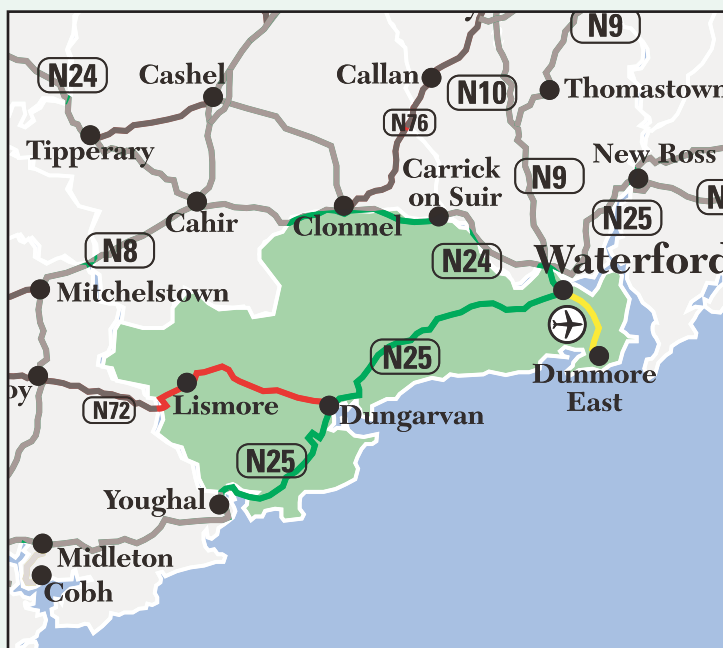
Agri-Industry Employment

- Agriculture in Tipperary supports thousands of jobs in the rural economy, both directly in food & drink processing and also in the wider agri-industry, including input suppliers, agricultural contractors, jobs in auctioneering, transport and engineering and in accountancy, legal, veterinary and other advisory services.
- Number of food and drink processing jobs supported by agricultural output of county – 4,407
- Number of food and drink processing jobs based in the local region (MW and SE – Clare, Limerick, Tipperary, Carlow, Kilkenny Waterford, Wexford) – 12,688

Data sources and methodology for estimating figures available at www.ifa.ie/economics

Importance of Farming and the Agri-food Industry

WATERFORD



Farm Structure

- Number of Farms – 2,768
- Average Farm Size – 45.8 ha
- Land area farmed – 126,799 ha
- Numbers employed at farm level (FTE) – 3,784
- Numbers employed in aquaculture (FTE) - 144
- Stock on farm
 - Number of dairy cows – 62,793
 - Number of other (beef) cows – 29,481
 - Number of ewes – 52,268
 - Number of sows – 8,860
 - Land area under tillage – 8,568 ha
 - Land area under other crops, fruit & horticulture – 2,950 ha
 - Number of poultry – 603,700

Forestry

- Land area under private forestry – 11,008 ha
- Output from private forestry – 17,316 m³

Farm Income and Direct Payments

- Farm Income – €76.2m
- Direct Payments
 - Basic Payment - €37m
 - ANCs – €2.9m
 - BDGP - €0.7m
 - Agri-environment payments - €2m
 - Forestry Premium – €2.2m

Value of Output and Exports

- Value of Agricultural Output - €300m
- Value of Aquaculture Output - €11.8m
- Value of Agricultural Exports arising from the agricultural output in county - €439m

Agri-Industry Employment

- Agriculture in Waterford supports thousands of jobs in the rural economy, both directly in food & drink processing and also in the wider agri-industry, including input suppliers, agricultural contractors, jobs in auctioneering, transport and engineering and in accountancy, legal, veterinary and other advisory services.
- Number of food and drink processing jobs supported by agricultural output of county – 2,109
- Number of food and drink processing jobs based in the local region (South East Region – Carlow, Kilkenny, South Tipperary, Waterford, Wexford) – 8,164

Data sources and methodology for estimating figures available at www.ifa.ie/economics

Importance of Farming and the Agri-food Industry

WESTMEATH



Farm Structure

- Number of Farms – 3,477
- Average Farm Size – 37 ha
- Land area farmed – 128,989 ha
- Numbers employed at farm level (FTE) – 4,128
- Stock on farm
 - Number of dairy cows – 19,795
 - Number of other (beef) cows – 42,681
 - Number of ewes – 66,732
 - Number of sows – 8,306
 - Land area under tillage – 5,368 ha
 - Land area under other crops, fruit & horticulture – 1,400 ha
 - Number of poultry – 85,292

Forestry

- Land area under private forestry – 9,835 ha
- Output from private forestry – 15,471 m³

Farm Income and Direct Payments

- Farm Income – €37.4m
- Direct Payments
 - Basic Payment - €32m
 - ANCs – €4.8m
 - BDGP - €1.4m
 - Agri-environment payments - €2m
 - Forestry Premium – €2.7m

Value of Output and Exports

- Value of Agricultural Output - €191m
- Value of Agricultural Exports arising from the agricultural output in county - €280m

Agri-Industry Employment

- Agriculture in Westmeath supports thousands of jobs in the rural economy, both directly in food & drink processing and also in the wider agri-industry, including input suppliers, agricultural contractors, jobs in auctioneering, transport and engineering and in accountancy, legal, veterinary and other advisory services.
- Number of food and drink processing jobs supported by agricultural output of county – 1,346
- Number of food and drink processing jobs based in the local region (Midlands – Laois, Longford, Offaly, Westmeath) – 4,091

Data sources and methodology for estimating figures available at www.ifa.ie/economics

Importance of Farming and the Agri-food Industry

WEXFORD



Farm Structure

- Number of Farms – 4,437
- Average Farm Size – 41.4 ha
- Land area farmed – 183,651 ha
- Numbers employed at farm level (FTE) – 5,970
- Numbers employed in aquaculture (FTE) - 56
- Stock on farm
 - Number of dairy cows – 57,534
 - Number of other (beef) cows – 36,267
 - Number of ewes – 96,255
 - Number of sows – 4,070
 - Land area under tillage – 47,936 ha
 - Land area under other crops, fruit & horticulture – 9,750 ha
 - Number of poultry – 61,529

Forestry

- Land area under private forestry – 8,272 ha
- Output from private forestry – 13,012 m³

Farm Income and Direct Payments

- Farm Income – €96m
- Direct Payments
 - Basic Payment - €58m
 - ANCs – €2.5m
 - BDGP - €1.1m
 - Agri-environment payments - €1.2m
 - Forestry Premium – €2.2m

Value of Output and Exports

- Value of Agricultural Output - €379 m
- Value of Aquaculture Output - €5.6m
- Value of Agricultural Exports arising from the agricultural output in county - €555m

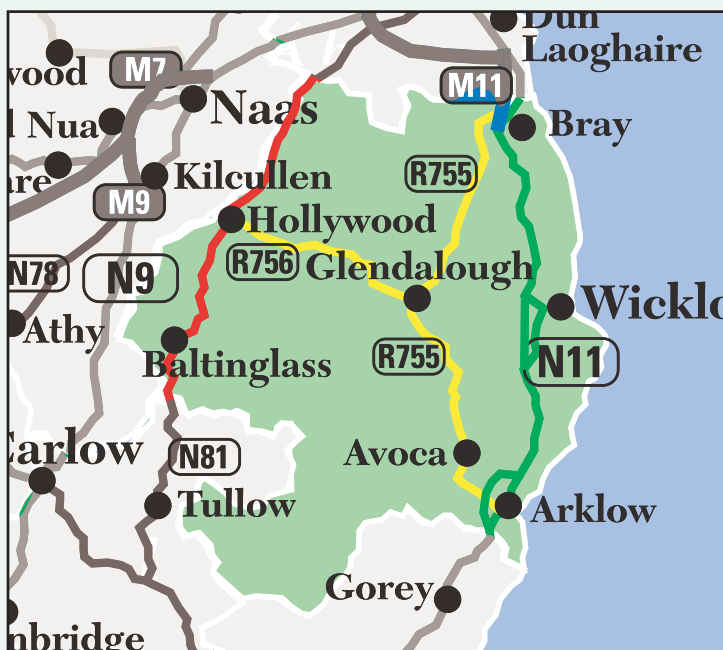
Agri-Industry Employment

- Agriculture in Wexford supports thousands of jobs in the rural economy, both directly in food & drink processing and also in the wider agri-industry, including input suppliers, agricultural contractors, jobs in auctioneering, transport and engineering and in accountancy, legal, veterinary and other advisory services.
- Number of food and drink processing jobs supported by agricultural output of county – 2,669
- Number of food and drink processing jobs based in the local region (South East Region – Carlow, Kilkenny, South Tipperary, Waterford, Wexford) – 8,164

Data sources and methodology for estimating figures available at www.ifa.ie/economics

Importance of Farming and the Agri-food Industry

WICKLOW



Farm Structure

- Number of Farms – 2,431
- Average Farm Size – 42.3 ha
- Land area farmed – 102,843 ha
- Numbers employed at farm level (FTE) – 3,127
- Stock on farm
 - Number of dairy cows – 18,346
 - Number of other (beef) cows – 24,103
 - Number of ewes – 170,572
 - Land area under tillage – 10,416 ha
 - Land area under other crops, fruit & horticulture – 2,700 ha
 - Number of poultry – 17,948

Forestry

- Land area under private forestry – 15,184 ha
- Output from private forestry – 23,884 m³

Farm Income and Direct Payments

- Farm Income – €50.4m
- Direct Payments
 - Basic Payment - €28m
 - ANC's – €3.9m
 - BDGP - €0.7m
 - Agri-environment payments - €2.3m
 - Forestry Premium – €2.1m

Value of Output and Exports

- Value of Agricultural Output - €154m
- Value of Aquaculture Output - €0.9m
- Value of Agricultural Exports arising from the agricultural output in county - €225m

Agri-Industry Employment

- Agriculture in Wicklow supports thousands of jobs in the rural economy, both directly in food & drink processing and also in the wider agri-industry, including input suppliers, agricultural contractors, jobs in auctioneering, transport and engineering and in accountancy, legal, veterinary and other advisory services.
- Number of food and drink processing jobs supported by agricultural output of county – 1,081
- Number of food and drink processing jobs based in the local region (Mid-East Region – Kildare, Meath, Wicklow) – 5,526

Data sources and methodology for estimating figures available at www.ifa.ie/economics

Data Sources and Methodology for Estimates

Farm Structure

Number of farms, average farm size, land area farmed, numbers employed, stock on farms

- IFA Estimate, based on: CSO Farm Structure Survey 2013, Tables 1.1, 2.3, 2.4, 3.1, 3.4, 3.6, 3.7, 4.3, CSO Census of Agriculture 2010, Tables 1, 7A, 7C, 7D, 8A, 8B, 8C, 37

Forestry

Land area under private forestry

- Sources: Department of Agriculture, Food and the Marine, Afforestation Statistics 2015

Output from private forestry

- IFA Estimate, based on private sector Roundwood harvest of 597,000 m³ in 2014, sourced from UNECE Forestry and Timber Market Statement for Ireland, 2015

Aquaculture

Numbers employed and Value of Aquaculture Output

- Sources: BIM Annual Aquaculture Survey 2016

Farm Income and Direct Payments

Farm Income – IFA Estimate based on:

- CSO – Output, Input and Income in Agriculture – Final Estimate 2015
- CSO – Regional Agricultural Accounts 2014
- CSO – Census of Agriculture 2010 Table 3: Average Standard Output
- Proportionate distribution of overall income based on regional income figures and estimated average standard output per county.

Direct Payments

- Basic Payment, ANCs, Agri-environment Payments, BGDP, Forestry Premium – IFA Estimate based on Department of Agriculture data 2015.

Value of Output and Exports

Value of Agricultural Output – IFA Estimate based on:

- CSO – Output, Input and Income in Agriculture – Final Estimate 2015
- CSO – Regional Agricultural Accounts 2014
- CSO – Census of Agriculture 2010 Table 3: Average Standard Output
- Proportionate distribution of overall output based on regional output figures and estimated average standard output per county.

Value of Agricultural Exports Arising from the Agricultural Output of each County – IFA Estimate based on:

- Total agri-food exports of €10.8bn in 2015: Export Performance and Prospects 2015/2016, Bord Bia.
- Proportionate distribution of exports arising from estimated agricultural output per county.

Agri-Industry Employment

Number of food and drink processing jobs supported by agricultural output of county – IFA Estimate based on:

- CSO QNHS: Persons aged 15 years and over in employment (ILO) classified by NACE Rev 2 (2 digit). NACE Code 10, Manufacture of Food Products, and NACE Code 11, Manufacture of Beverages. Average employment Q1-Q4 2015.
- Proportionate distribution of jobs arising from the estimated agricultural output of each county.

Number of food and processing jobs based in local region – IFA Estimate based on:

- CSO QNHS: Persons aged 15 years and over in employment (ILO) classified by NACE Rev 2 (2 digit). NACE Code 10, Manufacture of Food Products, and NACE Code 11, Manufacture of Beverages. Average employment Q1-Q4 2015.
- Proportionate distribution of jobs based on regional figures from CSO Census 2011, Profile 3 at Work – Employment, Occupations and Industry, Table CD322, Population aged 15 years and over at work, in each regional authority area, classified by detailed industrial group.



Irish Farm Centre, Bluebell, Dublin 12.

Tel: (01) 450 0266 **Email:** info@ifa.ie **Web:** www.ifa.ie **Twitter:** [@ifamedia](https://twitter.com/ifamedia) **App:** www.ifarm.ie



Irish Farm Centre, Bluebell, Dublin 12.

Tel: (01) 450 0266 **Email:** info@ifa.ie **Web:** www.ifa.ie **Twitter:** [@ifamedia](https://twitter.com/ifamedia) **App:** www.ifarm.ie

UNITY • STRENGTH • DELIVERY